



African Transit

Excellence in Logistics

A Level 2 B-BBEE Accredited Company

When You Want It, We Make It Happen.

A wholly owned South African enterprise founded on the cornerstones of service and integrity and embracing the progressive philosophy of responsible and committed black empowerment, African Transit is geared to deliver the goods - across the country... around the world.

Durban - Johannesburg - Cape Town - P.E.

Our Main Services Include

- International Forwarding
- Export Forwarding (Sea, Air & Land)
- EDI Customs Clearing
- Warehousing (Bond & Free)
- Distribution
- Supply Chain Management
- Consulting
- Marine Insurance

Our Specialised Services Include

- Abnormal Out-of-Gauge Project Cargo
- Mobile Cranes & Access Equipment
- National Road Haulage
- Over Border Road Haulage

Contact Us Now




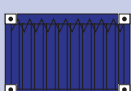




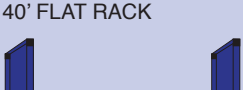
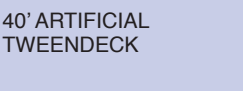
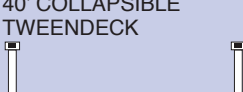
Durban +27 31 337 5506
Johannesburg +27 11 974 8914
Cape Town +27 21 385 1866
Port Elizabeth +27 41 486 1404

www.africantransit.co.za



CONTAINER SPECIFICATIONS

AfricanTransit
Excellence in Logistics

	INTERIOR DIMENSIONS	DOOR OPENING	TOP OPENING	TARE WEIGHT	CUBIC CAPACITY	PAYLOAD
40' HIGH CUBE 	L: 12,056 m 39'6 ^{1/2} " W: 2,347 m 7'8 ^{1/4} " H: 2,684 m 8'9 ^{1/2} "	W: 2,340 m 7'8" H: 2,585 m 8'5 ^{3/4} "		2,900 kg 6,393 lb	76.0 cbm 2,684 cu ft	29,600 kg 65,256 lbs
40' DRY FREIGHT 	L: 12,051 m 39'6 ^{1/2} " W: 2,340 m 7'8" H: 2,380 m 7'9 ^{1/2} "	W: 2,286 m 7'6" H: 2,278 m 7'5 ^{1/2} "		3,084 kg 6,799 lbs	67.3 cbm 2,377 cu ft	27,397 kg 60,401 lbs
20' DRY FREIGHT 	L: 5,919 m 19'5" W: 2,340 m 7'8" H: 2,380 m 7'9 ^{1/2} "	W: 2,286 m 7'6" H: 2,278 m 7'5 ^{1/2} "		1,900 kg 4,189 lbs	33.0 cbm 1,165 cu ft	24,000 kg 48,721 lbs
20' OPEN TOP 	L: 5,919 m 19'5" W: 2,340 m 7'8" H: 2,286 m 7'6"	W: 2,286 m 7'6" H: 2,251 m 7'4 ^{1/2} "	L: 5,425 m 17'9 ^{1/2} " W: 2,222 m 7'3 ^{1/2} "	2,174 kg 4,793 lbs	31.6 cbm 1,116 cu ft	21,826 kg 48,117 lbs
40' OPEN TOP 	L: 12,043 m 39'6" W: 2,338 m 7'8" H: 2,272 m 7'5 ^{1/4} "	W: 2,279 m 7'5 ^{1/2} " H: 2,272 m 7'5 ^{1/4} "	L: 11,585 m 38' W: 2,162 m 7'1"	4,300 kg 9,480 lbs	64.0 cbm 2,260 cu ft	26,181 kg 57,720 lbs
40' HIGH CUBE REEFER 	L: 11,557 m 37'11" W: 2,286 m 7'6" H: 2,491 m 8'2"	W: 2,286 m 7'6" H: 2,454 m 8'1 ^{1/2} "		4,320 kg 9,524 lbs	65.8 cbm 2,324 cu ft	28,180 kg 62,126 lbs
20' REEFER 	L: 5,451 m 17'10 ^{3/4} " W: 2,290 m 7'6 ^{1/8} " H: 2,167 m 7'1 ^{1/4} "	W: 2,290 m 7'6 ^{1/8} " H: 2,212 m 7'3"		2,990 kg 6,591 lbs	27 cbm 995 cu ft	27,490 kg 60,603 lbs
20' FLAT RACK 	L: 5,702 m 18'8 ^{1/2} " W: 2,438 m 8' H: 2,327 m 7'7 ^{1/2} "			2,330 kg 5,137 lbs		21,670 kg 47,773 lbs
40' FLAT RACK 	L: 11,820 m 38'9 ^{1/4} " W: 2,148 m 8' H: 2,095 m 6'10 ^{1/2} "			5,260 kg 11,596 lbs		25,220 kg 55,600 lbs
40' ARTIFICIAL TWEENDECK 	L: 12,065 m 39'7" W: 2,216 m 8'			5,400 kg 11,905 lbs		39,000 kg 85,979 lbs
40' COLLAPSIBLE TWEENDECK 	L: 12,080 m 39'7 ^{1/2} " W: 2,126 m 8' H: 2,043 m 6'8 ^{1/4} "			5,800 kg 12,787 lbs		29,200 kg 64,374 lbs

NB: Dimensions and payloads vary within container series. Payloads must conform to local transport regulations. All figures are averages.